







































## Release 6.1

				No. of variables					Events							
Table label	Table name	Source	Subdomain	TOTAL	admin	item	deriv	score <sup>①</sup>	Type <sup>①</sup>	00A	01A	02A	03A	04A	05A	06A
<a href="#">Anthropometrics</a>	 <a href="#">ph_y_anthr</a>	Youth	Anthropometrics & Vitals	14	2	8		 4								
<a href="#">Block Kids Food Screener</a>	 <a href="#">ph_y_bkfs</a>	Youth	Nutrition	211	3	83		125								
<a href="#">Blood Draw</a>	 <a href="#">ph_y_bld</a>	Youth	Biospecimens	56	22			34								
<a href="#">Blood Pressure</a>	 <a href="#">ph_y_bp</a>	Youth	Anthropometrics & Vitals	29	2	21		 6								
<a href="#">Annual COVID Survey</a>	 <a href="#">ph_y_covid</a>	Youth	COVID	48	3	45										
<a href="#">Munich Chronotype Questionnaire</a>	 <a href="#">ph_y_mctq</a>	Youth	Sleep	119	3	66		 50								
<a href="#">Medications Inventory</a>	 <a href="#">ph_y_meds</a>	Youth	Medical	213	2	211										
<a href="#">Youth Risk Behavior Survey—Physical Activity</a>	 <a href="#">ph_y_pa</a>	Youth	Physical Activity	6	3	3										
<a href="#">Pubertal Development Scale &amp; Menstrual Cycle Survey History</a>	 <a href="#">ph_y_pds</a>	Youth	Puberty	39	7	24		 8								
<a href="#">Pubertal Hormone Saliva Analysis</a>	 <a href="#">ph_y_phs</a>	Youth	Biospecimens	47	11	8	1	27								
<a href="#">Pain Questionnaire</a>	 <a href="#">ph_y_pq</a>	Youth	Medical	83	3	80										
<a href="#">Respiratory Functioning</a>	 <a href="#">ph_y_rq</a>	Youth	Medical	27	3	24										
<a href="#">Sports and Activities Involvement Questionnaire—Reading &amp; Music</a>	 <a href="#">ph_y_saiq</a>	Youth	Physical Activity	239	3	236										
<a href="#">Sexual Behavior, Orientation, &amp; Communication</a>	 <a href="#">ph_y_sex</a>	Youth	Sex	74	7	67										
<a href="#">Anthropometrics</a>	 <a href="#">ph_p_anthr</a>	Parent	Anthropometrics & Vitals	13	3	10										
<a href="#">Breast Feeding Questionnaire</a>	 <a href="#">ph_p_bfq</a>	Parent	Development	84	3	81										
<a href="#">Block Kids Food Screener</a>	 <a href="#">ph_p_bkfs</a>	Parent	Nutrition	209	3	82		124								
<a href="#">Child Nutrition Assessment</a>	 <a href="#">ph_p_cna</a>	Parent	Nutrition	21	3	16		 2								
<a href="#">Annual COVID Survey</a>	 <a href="#">ph_p_covid</a>	Parent	COVID	155	3	152										
<a href="#">Developmental History</a>	 <a href="#">ph_p_dhx</a>	Parent	Development	242	3	238		 1								
<a href="#">International Physical Activity Questionnaire</a>	 <a href="#">ph_p_ipaq</a>	Parent	Physical Activity	18	3	15										
<a href="#">Medications Inventory</a>	 <a href="#">ph_p_meds</a>	Parent	Medical	392	4	388										
<a href="#">Medical History</a>	 <a href="#">ph_p_mhx</a>	Parent	Medical	144	3	141										
<a href="#">Ohio State Traumatic Brain Injury Screen (Baseline)</a>	 <a href="#">ph_p_otbi</a>	Parent	Medical	85	3	71		 11								

<a href="#">Pubertal Development Scale &amp; Menstrual Cycle Survey History</a>	 <a href="#">ph_p_pds</a>	Parent	Puberty	28	3	17		 8								
<a href="#">Sports and Activities Involvement Questionnaire</a>	 <a href="#">ph_p_saiq</a>	Parent	Physical Activity	836	6	830										
<a href="#">Sleep Disturbance Scale for Children</a>	 <a href="#">ph_p_sds</a>	Parent	Sleep	43	3	26		 14								
<a href="#">Sexual Orientation &amp; Communication</a>	 <a href="#">ph_p_sex</a>	Parent	Sex	9	3	6										

Visit <https://docs.abcdstudy.org/latest/> to see full study documentation.  
Release 6.1