
















Novel Technologies

Release 6.1

				No. of variables				Events							
Table label	Table name	Source	Subdomain	TOTAL	admin	item	score ⓘ	Type ⓘ	00A	01A	02A	03A	04A	05A	06A
EARS - Administrative Information	 nt_y_earsadm	Youth	Screen Use	7	7			⌵					●	●	●
EARS - Device Usage Statistics (App Usage)	 nt_y_earsapp	Youth	Screen Use	319	5		314	⌵					●	●	●
EARS - Device Usage Statistics (Keyboard Input)	 nt_y_earskey	Youth	Screen Use	1375	5		1370	⌵					●	●	●
EARS - Pre/Post-Assessment Survey (Pilot)	 nt_y_earsp	Youth	Screen Use	53	4	49		⌵			●				
EARS - Device Usage Statistics (Pilot)	 nt_y_earsplt	Youth	Screen Use	373	5		368	⌵			●				
EARS - Post-Assessment Survey	 nt_y_earsq	Youth	Screen Use	24	2	22		⌵					●	●	●
Fitbit - Pre/Post-Assessment Survey (Pilot)	 nt_y_fitbp	Youth	Actigraphy	53	4	49		⌵	●						
Fitbit - Pre/Post-Assessment Survey	 nt_y_fitbq	Youth	Actigraphy	23	5	18		⌵			●		●		●
Screen Time Questionnaire	 nt_y_stq	Youth	Screen Use	181	3	174 ⓘ	4	⌵	●	●	●	●	●	●	●
EARS - Pre/Post-Assessment Survey (Pilot)	 nt_p_earsp	Parent	Screen Use	95	4	91		⌵			●				
EARS - Post-Assessment Survey	 nt_p_earsq	Parent	Screen Use	35	3	32		⌵					●	●	●
Fitbit - Pre/Post-Assessment Survey (Pilot)	 nt_p_fitbp	Parent	Actigraphy	77	4	73		⌵	●						
Fitbit - Pre/Post-Assessment Survey	 nt_p_fitbq	Parent	Actigraphy	54	6	48		⌵			●				
Parent Screen Time Questionnaire	 nt_p_stq	Parent	Screen Use	49	3	46		⌵				●	●	●	
Screen Time Questionnaire	 nt_p_yst	Parent	Screen Use	52	3	43 ⓘ	6	⌵	●	●	●	●	●	●	●