
















Neurocognition

Release 6.1

				No. of variables				Events							
Table label	Table name	Source	Subdomain	TOTAL	admin	item	score ⓘ	Type ⓘ	00A	01A	02A	03A	04A	05A	06A
Behavioral Indicator of Resiliency to Distress Task	 nc_y_bird	Youth	Task	34	17	8	9	⌘					●		
Cash Choice Task	 nc_y_cct	Youth	Task	3	2	1		⌘	●						
Delay Discounting	 nc_y_ddis	Youth	Task	36	18		18	⌘		●		●		●	
Edinburgh Handedness Inventory (Short Form)	 nc_y_ehis	Youth	Administrative	8	2	4	Ⓜ	2	⌘	●			●		
Emotional Stroop Task	 nc_y_est	Youth	Task	57	19		38	⌘		●		●		●	
Flanker Task	 nc_y_flgkr	Youth	Task	29	14		15	⌘	●		●		●		●
Game of Dice	 nc_y_gdt	Youth	Task	26	16		10	⌘	●		●		●		●
Little Man Task	 nc_y_lmt	Youth	Task	65	16		49	⌘	●		●		●		●
NIH Toolbox	 nc_y_nihtb	Youth	Task	159	90		69	⌘	●		●		●		●
Rey Auditory Verbal Learning Test	 nc_y_ravlt	Youth	Task	35	11		24	⌘	●		●		●		●
Social Influence Task	 nc_y_sit	Youth	Task	26	11		15	⌘	●		●		●		●
Stanford Mental Arithmetic Response Time Evaluation	 nc_y_smarte	Youth	Task	66	14		52	⌘		●		●		●	
Snellen Vision Screener	 nc_y_svs	Youth	Administrative	6	2	4		⌘	●		●		●		●
Wechsler Intelligence Scale for Children (5th Ed.) - Matrix Reasoning	 nc_y_wisc	Youth	Task	36		34	2	⌘	●						●
Barkley Deficits in Executive Functioning Scale	 nc_p_bdefs	Parent	Questionnaire	26	3	20	Ⓜ	3	⌘			●			●